

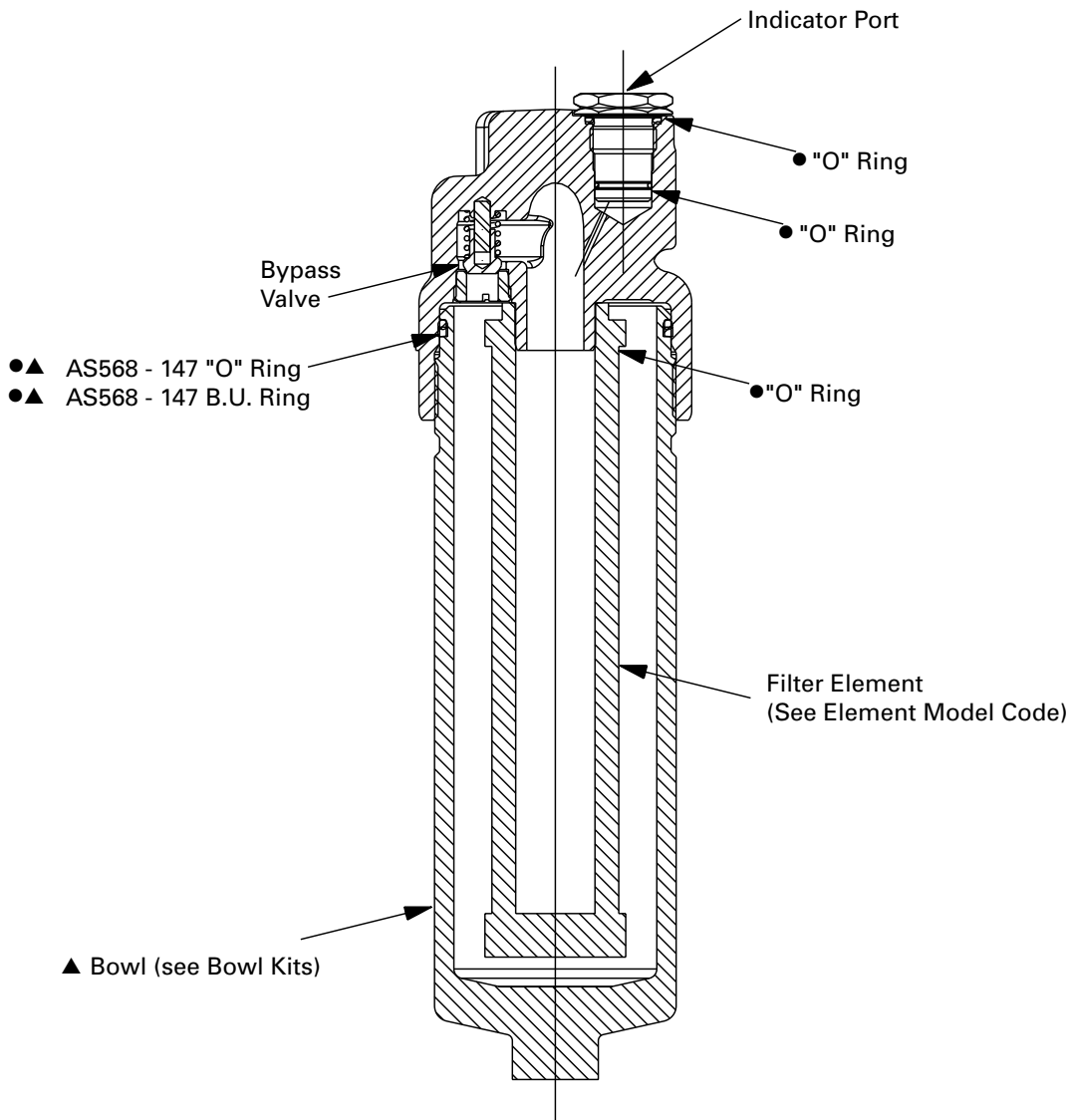


Vickers

HF2P Series High Performance High Pressure Filter

Flows to 91 L/min (24 USgpm) 210 bar (3000 psi)

Service Data



● Included in Seal Kits

SEAL KIT PRODUCT NUMBERS

3039694 Buna

3039695 Viton*

* Viton is a registered trademark
of E.I. DuPont

▲ Included in Bowl Kits

BOWL KIT PRODUCT NUMBERS

3039670 Buna 4"

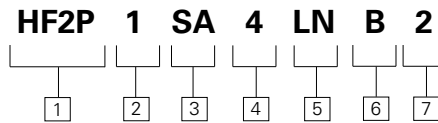
3039682 Viton 4"

3039671 Buna 8"

3039683 Viton 8"

Model Code

Housing Assembly



1 Filter Series

HF2P

2 Element Collapse Rating

- 1** - 150 PSI Low Collapse
- 4** - 3000 PSI High Collapse

3 Port options

- BA** - G³/₄ to ISO 228
- SA** - 1.062 - 12UN SAE-12 (3/4" tube)
- WS** - Subplate mounting

4 Valve options

- 1** - Non-Bypass
- 4** - Bypass set at 43 PSI cracking pressure
- 6** - Bypass set at 90 PSI cracking pressure

5 Indicator options

First Designator - Indicator Type

- A** - Visual 70 PSI
- J** - No Indicator (plug)
- L** - Visual 30 PSI
- O** - Visual 115 PSI
- R** - Electrical 30 PSI
- T** - Electrical 115 PSI
- U** - Electrical 70 PSI

Second Designator - Electrical Receptical

- B** - Brad Harrison
- H** - Hirshman
- J** - Hirshman with 24 volt light
- K** - Hirshman with 115 volt light
- L** - Hirshman with 230 volt light
- N** - No Connector - use with visual indicators and "J"

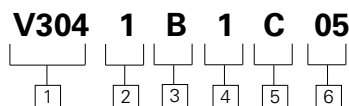
6 Seal material

- B** - Buna-N
- V** - Viton-A

7 Element length Assembly length

	mm (in)	mm (in)
1	101 (4)	211.9 (8.3)
2	203 (8)	304.9 (12.0)

Element



1 Filter element

V304 - For use with HF2P series filters

2 Element collapse rating

- 1** - 10 bar (150 PSI)
C-Pak only
- 5** - 210 bar (3000 PSI)
H-Pak only

NOTE: Use 1 use only with bypass valve or monitored ΔP indicator.

3 Seal material

- B** - Buna-N
- V** - Viton-A*

4 Element length

- 1** - 101 (4)
- 2** - 203 (8)*
*HF2

5 Element construction

- C** - C-Pak (grade 3, 5, 10, 20)
- H** - H-Pak (grade 3, 5, 10)

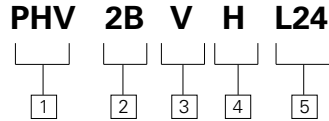
6 Fluid cleanliness ratings

Code	Target fluid cleanliness level
03	16/14/12 or better
05	18/16/14 or better
10	20/18/15 or better

This table assumes limited ingress/single pass of pump flow through the element. For detailed assistance, consult "The Vickers Guide to Systemic Contamination Control" or contact your local Eaton representative.

Model Code

Indicator



1 Indicator type and pressure rating

PHV - visual 420 bar (6000PSI)
PHE - electrical 420 bar (6000PSI)

2 Pressure setting

2B - 2 bar (30PSID)
5B - 5 bar (75PSID)
8B - 8 bar (115PSID)

3 Seal material

V - Viton-A

4 Connector

B - Brad Harrison 5 Pin
H - Hirshman
N - None (use with PV indicators)

5 Light Option

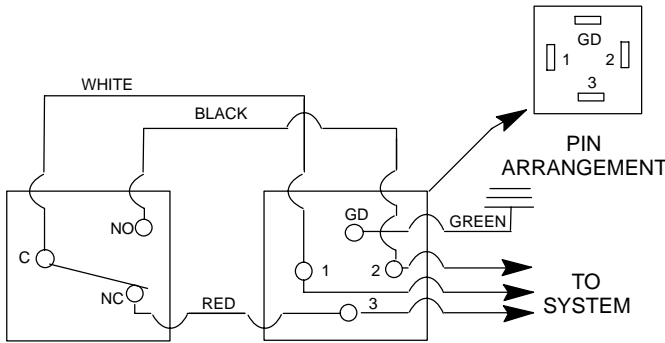
L24 - 24 Volt Lamp
L115 - 115 Volt Lamp
L230 - 230 Volt Lamp (Use with Hirshman Connectors only)

Schematic Wiring Diagram

Indicator Switch

Note

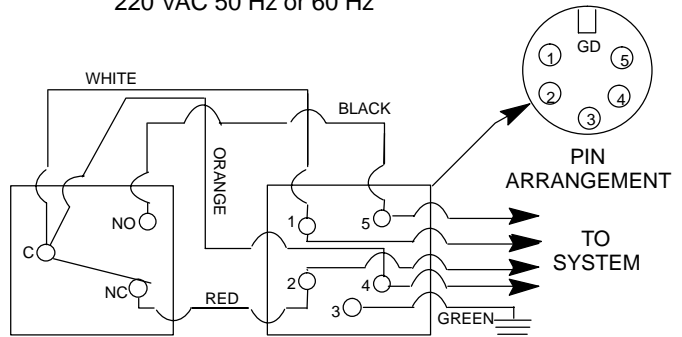
When fitting indicator, torque to 41-47 Nm.



Hirschmann (DIN 43650 Type AM) Receptacle

Electrical

Switch: SPDT
 Rating: 7 amps, resistive
 4 amps, inductive
 2 amps, lamp load
 @28 VDC, 115 VAC 60 Hz &
 220 VAC 50 Hz or 60 Hz



Brad Harrison (41512) Receptacle

Eaton
 14615 Lone Oak Road
 Eden Prairie, MN 55344
 USA
 Tel: 952 937-9800
 Fax: 952 974-7722
 www.hydraulics.eaton.com

Eaton
 20 Rosamond Road
 Footscray
 Victoria 3011
 Australia
 Tel: (61) 3 9319 8222
 Fax: (61) 3 9318 5714

Eaton
 46 New Lane, Havant
 Hampshire PO9 2NB
 England
 Tel: (44) 23 92 486 451
 Fax: (44) 23 92 487 110

